



*Self Rimming*  
(In floor)



Versatile design suitable for wood, tile, carpet, laminate, marble and vinyl floor coverings.

*Flush with Frame*  
(In floor)



Designed to install with 3/4" thick flooring.

*Cold Air Return*  
(In wall)



Flush 3/4" thick, installs between baseboards.




*Damper*

Metal dampers can be attached upon request in standard sizes of 4" to 6" wide, up to 14" long.

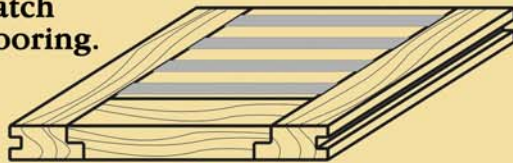


*Three Dimensional*  
(In wall)

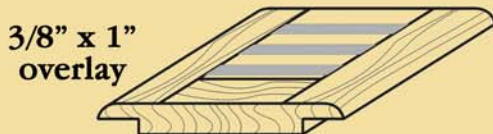


*Cubed*  
(In wall or ceiling)

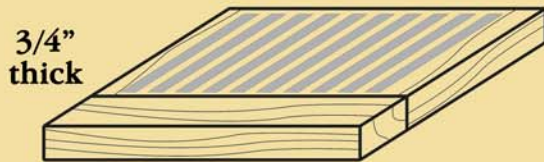
Frame grooved to match wood flooring.



Flush with Frame



Self Rimming



Flush

**TO ORDER:**

Flush with frame: Measure air duct opening.  
 Self Rimming: Measure air duct opening.  
 Flush: Add 2" to width and 2" to length of air duct opening for back support.  
 Three Dimensional: Add 2" to length of air duct opening.

**TO INSTALL:**

In floor: Self Supporting.  
 Wood vents wider than 6" are not made to walk on without additional weight bearing support in air duct opening. Wood vents are also not made to walk on with narrow heels.  
 For ceilings/walls: Use screws, hook & eye catches with springs, or cabinet door catches.

**TO FINISH:**

Apply 3 coats or more on all sides/edges to protect against excessive dryness.  
 When applying color stain: Brush or wipe on.

### Unfinished, Presanded Wood Vents

Standard sizes - Length: 8" to 32" in 2" increments

Width: 2 1/4", 4", 6", 8", 10"

Custom sizes available upon request.

*Distributed by:*



800-834-1180 or visit us at  
www.sheogaflooring.com

WOODENTS

## Solid Handcrafted Wood Vents



*Beauty that lasts a lifetime*

Your Best Value in Durability,  
Beauty And Price

Wood Vents in Domestic  
And Imported Species

